



BOLTE

SERIES T

CNC STUD WELDING MACHINES



PNEUMATIC WORKING LIFT


OPTIONAL: FLUID SPRAYING DEVICE FOR AUTOMATIC STUD WELDING HEAD




INTEGRATED WELDING PARAMETER MONITORING (OPTIONAL: WELDING PARAMETER MEMORY)



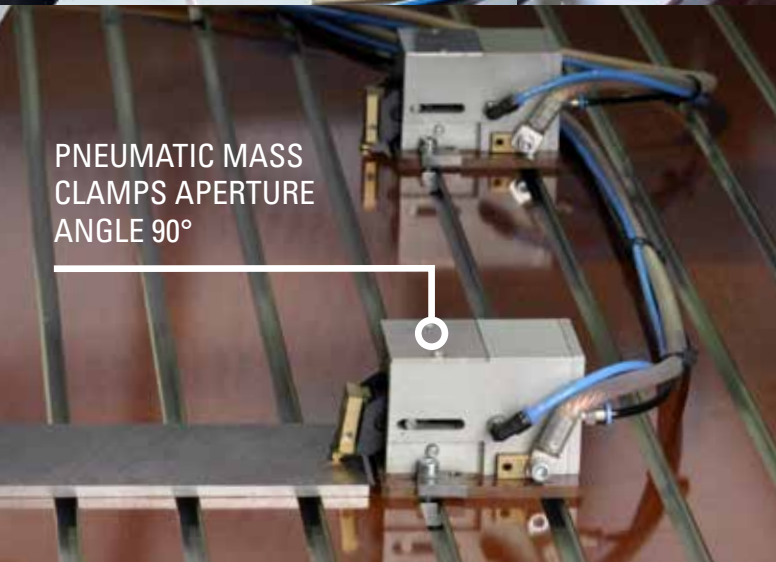
SHIELDING GAS EQUIPMENT FOR WELDING HEAD




MILLING UNIT WITH EXHAUST DEVICE



MANUAL STUD INSERTION



PNEUMATIC MASS CLAMPS APERTURE ANGLE 90°



MECHANIC MASS CLAMPS MOUNTED ON WELDING HEAD

OPTIONAL: SERVO MOTOR-DRIVEN
Z-AXIS 250 MM

HOUSING WITH
LIGHT CURTAIN
OR DOOR

HIGH-QUALITY
POSITIONING SYSTEM

CERAMIC STOP
PINS ON THE X-
AND Y-ZERO LINE

WORKING AREA X/Y (MM):
800 X 800 OR 1300 X 800


ROBUST AND WARP
RESISTANT WELDED
STEEL MACHINE FRAME

SUITABLE FOR ALL
STUD WELDING METHODS

PNEUMATIC
WORKING LIFT

AUTOMATIC
STUD WELDING HEAD

FAST AND EASY
PROGRAMMING BY
OPERATING SOFTWARE
PRO-STUD (INKL. DXF
DATA CONVERTER)



TECHNICAL DATA AND CHARACTERISTICS

	T 8080	T 13080
Working area X/Y (mm)¹⁾ can be reached by each welding head	800 x 800	1300 x 800
Welding range²⁾ stud diameter (mm)	3-12	3-12
Max. number of stud welding heads	3	3
Max. operating speed X-/Y-axis (m/min)	12	12
Repeat positioning accuracy of the welded studs +/- (mm)	0,2	0,2
Operation and programming		
Operating software PRO-STUD (incl. DXF data converter)	x	x
PC with Windows 10, 17" monitor (optional as touchscreen), keyboard and mouse with ergonomic mounting	x	x
Keypad at the front of the machine	x	x
Welding parameter monitoring³⁾		
Welding parameter monitoring	x	x
Welding parameter memory with USB-interface for data transmission to a PC	0	0
Automatic stud feeding	x	x
Options		
Servo motor-driven Z-axis 250 mm	0	0
Fluid spraying device for every welding head	0	0
Milling unit with exhaust device ⁴⁾	0	0
Pneumatic single stud feeding, manual stud insertion	0	0
Stud switch	0	0
Pneumatic mass clamps standard	0	0
Pneumatic mass clamps aperture angle 90°	0	0
Mechanic mass clamps on welding head	0	0
Pneumatic mass clamps on welding head	0	0
Workpiece downholder for every welding head	0	0
Pneumatic stop pins	0	0
Shielding gas equipment for every welding head	0	0
Protection devices		
Housing with light curtain	x	x
Housing with door ⁵⁾	0	0
Motor technology/drive		
Servo motors	x	x

	T 8080	T 13080
Pneumatic working lift/welding head (mm) <small>mechanic adjusting range 50 mm</small>	80	80
Machine frame Welded steel construction	x	x
Ceramic stop pins on the X- and Y-zero line	x	x
Suitable stud welding units⁶⁾		
PRO-C 1000	x	x
PRO-C 1500	x	x
PRO-I 1300	x	x
PRO-I 2200	x	x
PRO-D 1600	x	x
Suitable automatic stud welding heads⁶⁾		
KHA-200F <small>with integrated travel measuring system</small>	x	x
KKA-200F	x	x
Dimensions		
Width (mm)	1900	2400
Depth (mm)	1900	1900
Height (mm)	2000	2000
Weight (kg)	900	1000
Connection values		
electrical <small>(mains supply, mains fuse external)</small>	400 V/50 Hz, 16A	400 V/50 Hz, 16A
pneumatical	≥ 6 bar <small>unoiled, dry, clean</small>	≥ 6 bar <small>unoiled, dry, clean</small>

x – Standard, o – Option

¹⁾ Other dimensions on request as special production.


²⁾ Other diameters as well as special welding elements on request as special production.

³⁾ By stud welding units PRO-C/PRO-I/PRO-D. For further details see product data sheets **PRO-C**, **PRO-I** and **PRO-D**.

⁴⁾ The machine concept is designed for three working stations. If a milling unit is used at the most two stud welding heads can be mounted.

⁵⁾ Design as sliding, folding or lift door (if required also pneumatically).
Optional: Housing with closed top as sound insulation housing.

⁶⁾ The machines are suitable for all stud welding methods. PRO-C 1000/1500 = capacitor discharge (contact and gap method), PRO-I 1300/2200, PRO-D 1600 = drawn arc and short cycle, KHA-200F = capacitor discharge (gap and contact method), drawn arc and short cycle, KKA-200F = capacitor discharge (contact method)



Bolte GmbH

Flurstraße 25
D-58285 Gevelsberg

Tel.: +49 (0)2332 55106-0
Fax: +49 (0)2332 55106-11

Ohmstraße 3
D-85221 Dachau

Tel.: +49 (0)8131 5159-0
Fax: +49 (0)8131 5159-11

E-Mail: info@bolte.gmbh



www.bolte.gmbh